




Important Propane Safety Information

for users of small cylinders



Please read and follow the safety rules in this brochure. Share this information with your family to help keep everyone safe and to reduce the risk of serious and potentially fatal injury, fire, or explosion.

Este folleto contiene información importante acerca de la seguridad relacionada con el gas propano: Pida su versión en español a su vendedor de gas propano.

PROPANE
EXCEPTIONAL ENERGY®

If you smell gas



1. Immediately put out all smoking materials and other open flames.



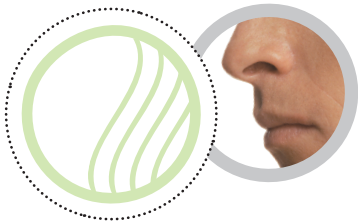
2. If you are able to, safely turn off the cylinder valve. To close the valve, turn it to the right (clockwise).



3. Immediately leave the area and call 911 or your local fire department.



4. Before you restart the appliance, have a qualified service technician inspect your cylinder and appliance.



Take the sniff test

Scratch and sniff the blue circle. The odor is similar to propane odor. Have everyone in your family take the sniff test. Always take action if you smell any kind of foul odor.

Transporting small cylinders



- **ALWAYS** transport and store a cylinder in a secure and upright position so it will not fall, shift, or roll.
- **ALWAYS** close the cylinder valve and, if required, seal with a plug, even if the cylinder is empty. Ask your propane retailer if a plug is required.
- **NEVER** keep a filled cylinder inside a hot vehicle.
- **ALWAYS** place the cylinder in a well-ventilated area of the vehicle.
- **ALWAYS** proceed directly to your destination and immediately remove the cylinder from your vehicle.
- The law places limits on the number of cylinders and the amount of propane that can be transported in closed-bodied vehicles such as passenger cars and vans. Ask your propane retailer for more information on state and local codes that apply to you.

What does propane smell like?

Propane smells like rotten eggs, a skunk's spray, or a dead animal. Propane manufacturers add this smell to help alert customers to propane leaks.

Storing small cylinders



- **NEVER** store or place a propane cylinder indoors or in an enclosed area such as a basement, garage, shed, or tent.
- **NEVER** store or place a propane cylinder in an area of excessive heat (120 degrees or higher) or near a stove, fireplace, or other heat source. The heat builds up pressure inside the cylinder, which may cause the pressure relief valve to release propane. Flash fires or explosions can result from exposing cylinders to heat.
- **NEVER** store or place a spare cylinder under or near a barbecue grill.



- **DO NOT** smoke or have any ignition sources such as flames or spark-producing electrical tools in the area while handling or transporting cylinders.

Tampering with/repairing small cylinders or outdoor appliances



DO NOT UNDER ANY CIRCUMSTANCES TRY TO MODIFY OR REPAIR VALVES, REGULATORS, OR OTHER CYLINDER OR APPLIANCE PARTS.

Propane cylinders incorporate special components such as valves, connectors, and other parts to keep them safe for use with grills and other propane appliances. Damage to any component can cause a gas leak.



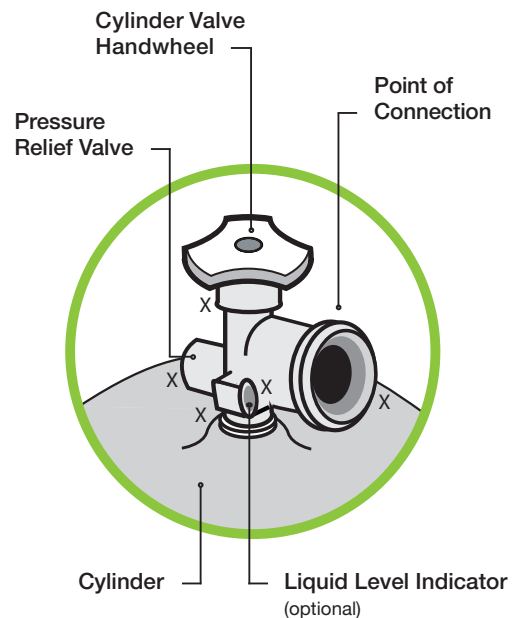
DON'T RISK IT! Call your propane retailer or a qualified service technician for assistance.

Testing for propane leaks



It is important to inspect your cylinder and outdoor gas appliances for leaks. Do this before using them for the first time each season, as well as on a regular basis. This can be accomplished with a simple “bubble” test:

1. Apply leak detector solution or thick soapy water to the connection(s) between the cylinder valve and the regulator outlet. These connections are marked with an “x” on the diagram below.
2. Slowly open the cylinder valve and watch for bubbles.
3. If bubbles appear, close the cylinder valve, tighten the connection, and repeat the process. If bubbles still appear, call your propane retailer immediately.



Can you smell it?



Some people may have difficulty smelling propane due to their age (older people may have a less sensitive sense of smell); a medical condition; or the effects of medication, alcohol, tobacco, or drugs.

ODOR LOSS

On rare occasions, propane can lose its odor. This can be caused by the presence of air, water, or rust in the cylinder. New and reconditioned small cylinders that sit too long before being filled are prone to internal rust when moisture and air get inside.



Since there is a possibility of odor loss or problems with your sense of smell, you should respond immediately to even a faint odor of gas.

IF YOU ARE CONCERNED that you or others in your home may have difficulty smelling propane, consider buying one or more propane gas detectors.

What is propane?

Propane (also called LPG—liquefied petroleum gas—or LP gas) is a liquid fuel stored under pressure. In most systems, propane is vaporized to a gas before it leaves the tank. Propane is flammable when mixed with air (oxygen) and can be ignited by many sources, including open flames, smoking materials, electrical sparks, and static electricity. Severe freeze burn or frostbite can result if propane liquid comes in contact with your skin.

Refilling small cylinders



MAKE SURE YOUR CYLINDER IS EQUIPPED WITH AN OVERFILL PREVENTION DEVICE (OPD).

An OPD is a safety feature that helps prevent small propane cylinders from being overfilled. An overfilled cylinder doesn't have enough space left if the liquid expands when exposed to warmer temperatures. This can cause an increase in cylinder pressure and create potentially hazardous conditions.

Most cylinders with OPDs have special triangular handwheels with the letters "OPD" on them. In many states, cylinders without OPDs cannot be refilled. If you are uncertain as to whether your cylinder has an OPD valve on it, ask your propane retailer.

OLD OR DAMAGED CYLINDERS

NEVER use a damaged cylinder or a cylinder that has been in a fire. All cylinders must be inspected before they are refilled. The law requires periodic inspection of cylinders, and it is against the law to refill out-of-date cylinders. The last inspection date is stamped on the cylinder.



DISPOSAL OF CYLINDERS

NEVER dispose of your propane cylinder by throwing it in the trash. Check to see if there are municipal programs for collection in your area, or contact your propane retailer for guidance on disposal of the cylinder.

IMPORTANT CONTACTS

POLICE:

FIRE DEPARTMENT:

PROPANE RETAILER:

For more information, please visit: www.usepropane.com